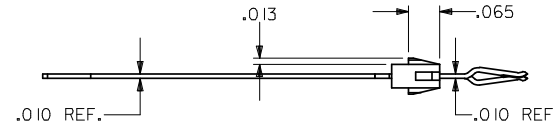
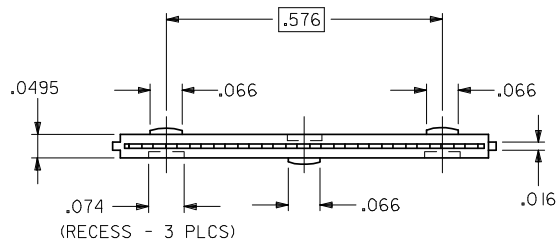
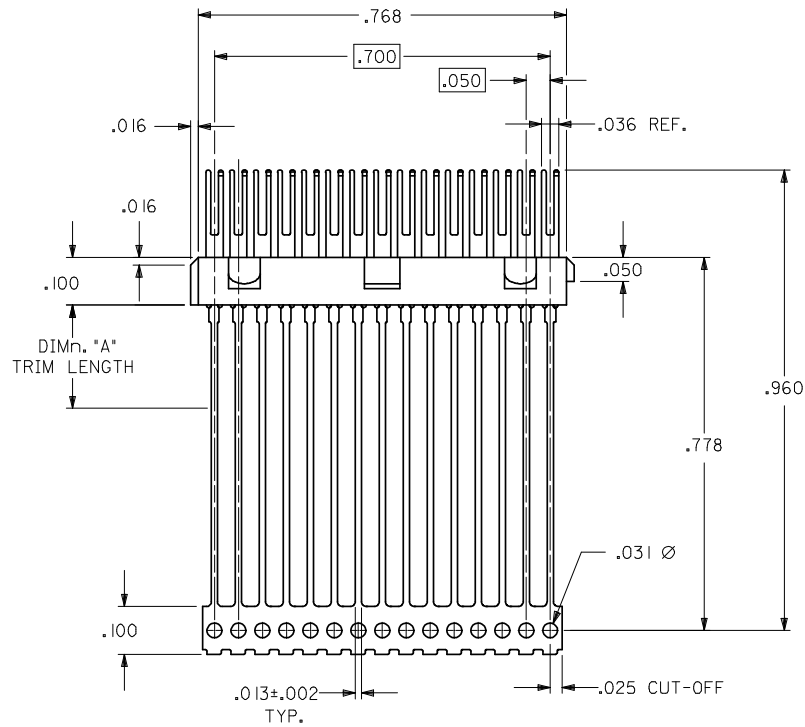


**NOTES**

- 1) MATERIAL:  
INSULATOR: GLASS FILLED POLYMER, U.L. 94 V-0, COLOR: BLACK.  
TERMINAL: COPPER ALLOY, .010" THICK.
- 2) PLATING:  
.000030/(0.00076) MINIMUM GOLD IN CONTACT AREA  
AND .000100/(0.00254) MINIMUM TIN  
OVER NICKEL UNDERPLATE OVERALL.
- 3) PARTS CONFORM TO PRODUCT SPEC. PS-70928.
- 4) SEE TABLE FOR APPLICABLE PACKAGING SPECIFICATION
- 5) PART COMPLIES WITH CLASS C OF COSMETIC SPECIFICATION PS-45499-002.



70985-1100		N/A	PK-70873-0351
051-25-2014	SDA-70985-1004	.130±.010	PK-70873-0335
051-25-2012	SDA-70985-1002	.215±.010	PK-70873-0335
051-25-2011	SDA-70985-1001	N/A	PK-70873-0335
PART NUMBER	ENGINEERING NUMBER	DIM. "A"	PACKAGING SPECIFICATION

ADD 70985-1100 EC NO: UCP2008-2713 DRWNSMART 2008/05/28 CHKD:MORGAN 2008/06/26 APPR:SMILLER 2008/06/27	QUALITY SYMBOLS ▽=0 ▽=0	GENERAL TOLERANCES (UNLESS SPECIFIED) <table border="1"> <thead> <tr> <th></th> <th>mm</th> <th>INCH</th> </tr> </thead> <tbody> <tr> <td>4 PLACES ±</td> <td>---</td> <td>---</td> </tr> <tr> <td>3 PLACES ±</td> <td>---</td> <td>±.010</td> </tr> <tr> <td>2 PLACES ±</td> <td>---</td> <td>---</td> </tr> <tr> <td>1 PLACE ±</td> <td>---</td> <td>---</td> </tr> </tbody> </table>		mm	INCH	4 PLACES ±	---	---	3 PLACES ±	---	±.010	2 PLACES ±	---	---	1 PLACE ±	---	---	DIMENSION STYLE INCH ONLY DRAWN BY DATE SCMIDGALL 1993/08/03 CHECKED BY DATE MOS 1993/08/03 APPROVED BY DATE CAB 1993/08/03	SCALE 5:1 DESIGN UNITS INCH THIRD ANGLE PROJECTION	TITLE 15 CKT LFH RECEPTACLE INSERT MOLDED CONTACT ASSEMBLY - SALES DETAIL
		mm	INCH																	
	4 PLACES ±	---	---																	
	3 PLACES ±	---	±.010																	
2 PLACES ±	---	---																		
1 PLACE ±	---	---																		
DRAFT WHERE APPLICABLE MUST REMAIN WITHIN DIMENSIONS	MATERIAL NO. SEE TABLE SIZE C	DOCUMENT NO. SDA-70985-100* SHEET NO. 1 OF 1	MOLEX INCORPORATED	THIS DRAWING CONTAINS INFORMATION THAT IS PROPRIETARY TO MOLEX INCORPORATED AND SHOULD NOT BE USED WITHOUT WRITTEN PERMISSION																