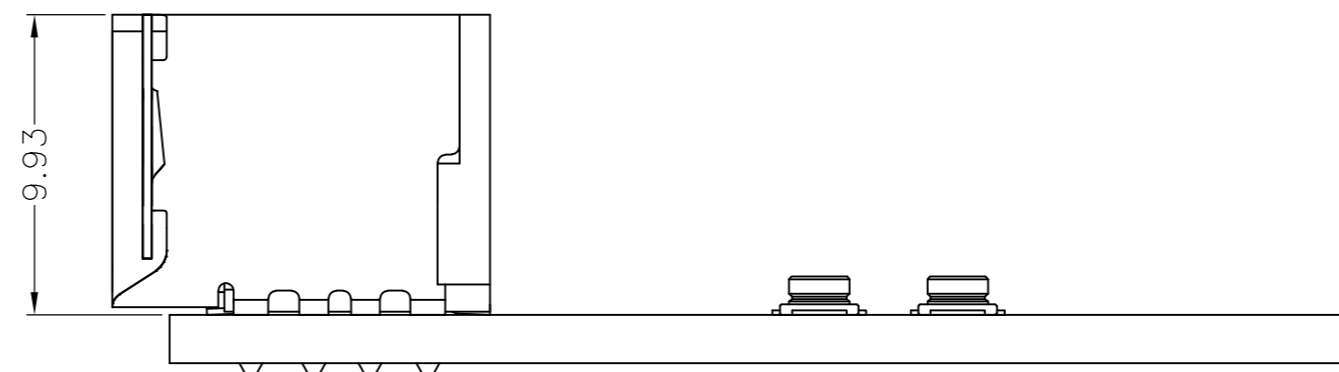
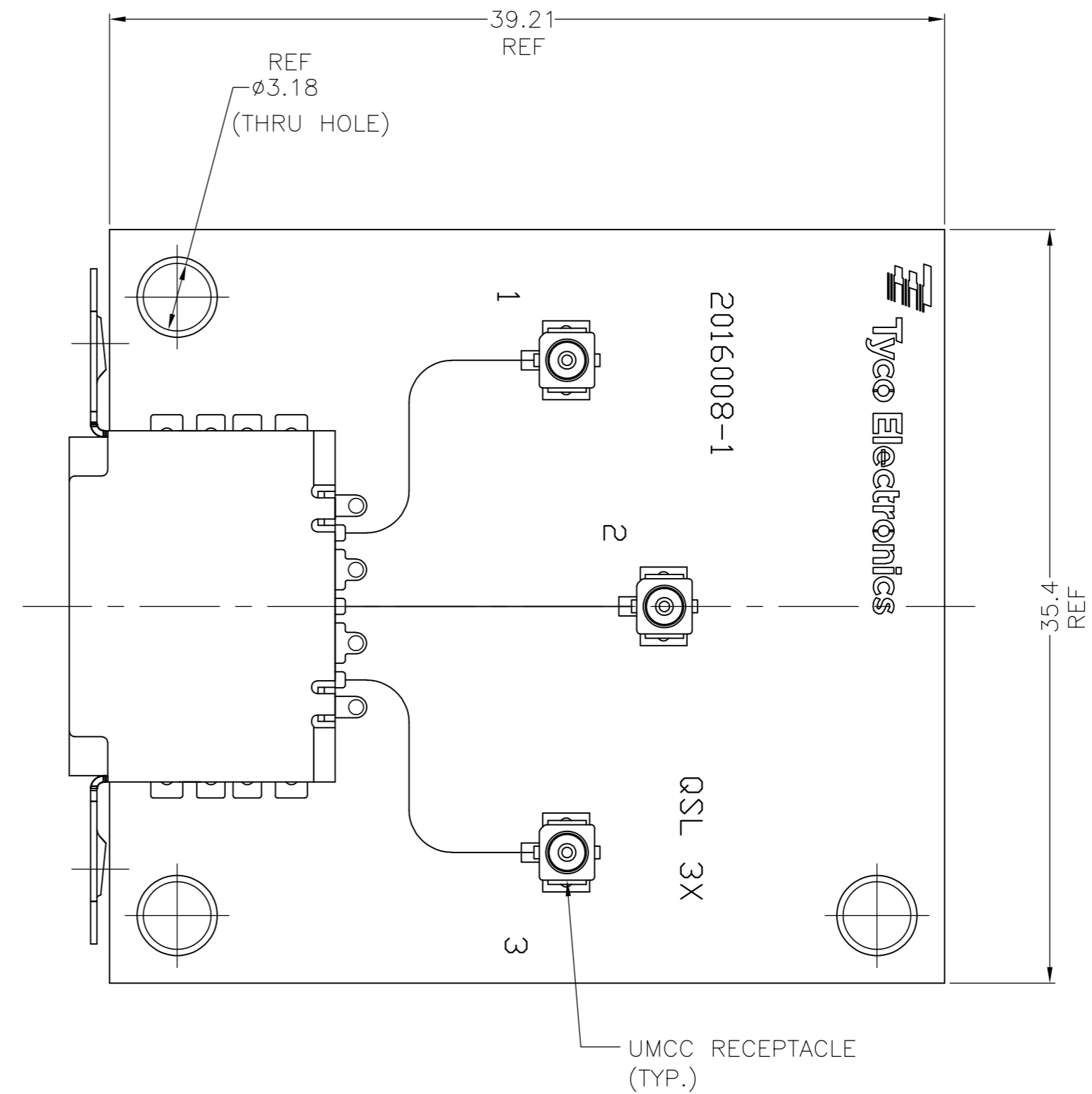
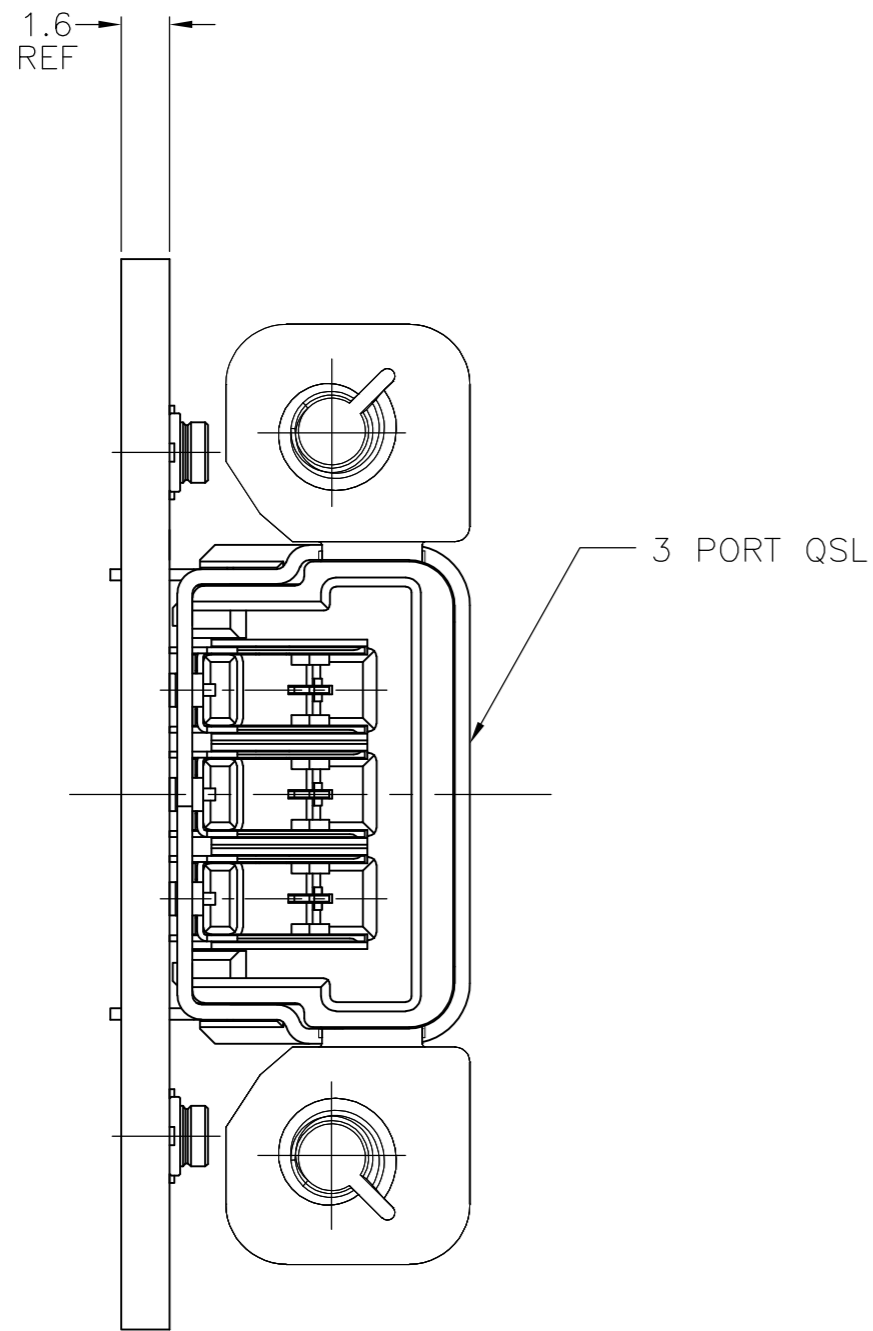


THIS DRAWING IS UNPUBLISHED. RELEASED FOR PUBLICATION
 © COPYRIGHT BY TYCO ELECTRONICS CORPORATION. ALL RIGHTS RESERVED.

LOC		DIST		REVISIONS					
AJ		00		P	LTR	DESCRIPTION	DATE	DWN	APVD
				A1		REV PER ECO 08-027565	3DEC2008	DW	MS



2016008

2016008-1
 PART NUMBER

- SEE INSTRUCTION SHEET 408-10212 FOR QSL CONNECTOR ONLY TEST SET UP INFORMATION.
- VSWR: 1.5 MAX, FREQUENCY RANGE (Ghz) DC-6, PER QSL-UMCC POSITION.

THIS DRAWING IS A CONTROLLED DOCUMENT.		DWN	27MAR2008	Tyco Electronics Corporation	
DIMENSIONS: mm		CHK	30MAR2008	Harrisburg, PA 17105-3608	
TOLERANCES UNLESS OTHERWISE SPECIFIED:		APVD	30MAR2008	NAME	
0 PLC	±	J.CONSOLE		3 PORT QSL TO UMCC TEST ASSEMBLY BOARD	
1 PLC	±	PRODUCT SPEC		SIZE	RESTRICTED TO
2 PLC	± 0.13	APPLICATION SPEC		CAGE CODE	
3 PLC	±	WEIGHT		DRAWING NO	
4 PLC	±	MATERIAL		SCALE	
ANGLES	± 1°	FINISH		SHEET	
		CUSTOMER DRAWING		REV	
				A2	A1