

High Frequency Ceramic Solutions

2.45 GHz Band Pass Filter

P/N 2450BP39F100A

Detail Specification: 08/12/08

Page 1 of 2

General Specifications

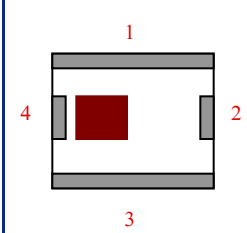
Part Number	2450BP39F100A	
Frequency (MHz)	2400 - 2500	
Insertion Loss	2.4 dB max.	
Return Loss	9.5 dB min.	
Attenuation (min.)	880 ~ 915MHz	45 dB
Attenuation (min.)	1710 ~ 1990MHz	48 dB
Attenuation (min.)	2110 ~ 2170MHz	20 dB
Attenuation (min.)	4800 ~ 5000MHz	30 dB
Attenuation (min.)	7200 ~ 7500MHz	36 dB

Input Power	500 mW max.
Impedance	50 Ω
Operating Temperature	-40 to +85°C
Storage Temperature	+5 to +35°C, Humidity 45-75%RH
Storage Period	12 months max*

* - 1 yr shelf life in bag; 1 week shelf life out of bag;
Vacuum reseal unused reel

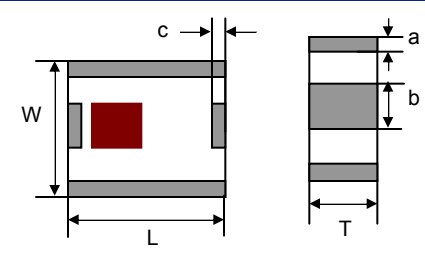
Terminal Configuration

No.	Function
1	GND
2	OUT
3	GND
4	IN



Mechanical Dimensions

	In	mm
L	0.098 ± 0.008	2.50 ± 0.20
W	0.079 ± 0.008	2.00 ± 0.20
T	0.037 ± 0.004	0.95 ± 0.10
a	0.012 ± 0.008	0.30 ± 0.20
b	0.024 ± 0.008	0.60 ± 0.20
c	0.012 ± 0.008	0.30 ± 0.20

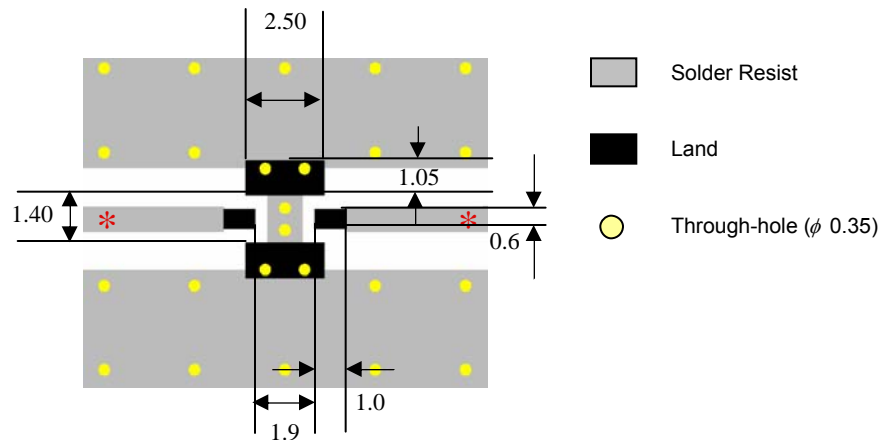


Mounting Considerations

Mount these devices with brown mark facing up.

* Line width should be designed to provide 50 Ω impedance matching characteristics.

Units: mm



Johanson Technology, Inc. reserves the right to make design changes without notice.

All sales are subject to Johanson Technology, Inc. terms and conditions.



www.johansontechology.com

4001 Calle Tecate • Camarillo, CA 93012 • TEL 805.389.1166 FAX 805.389.1821

2007 Johanson Technology, Inc. All Rights Reserved

High Frequency Ceramic Solutions

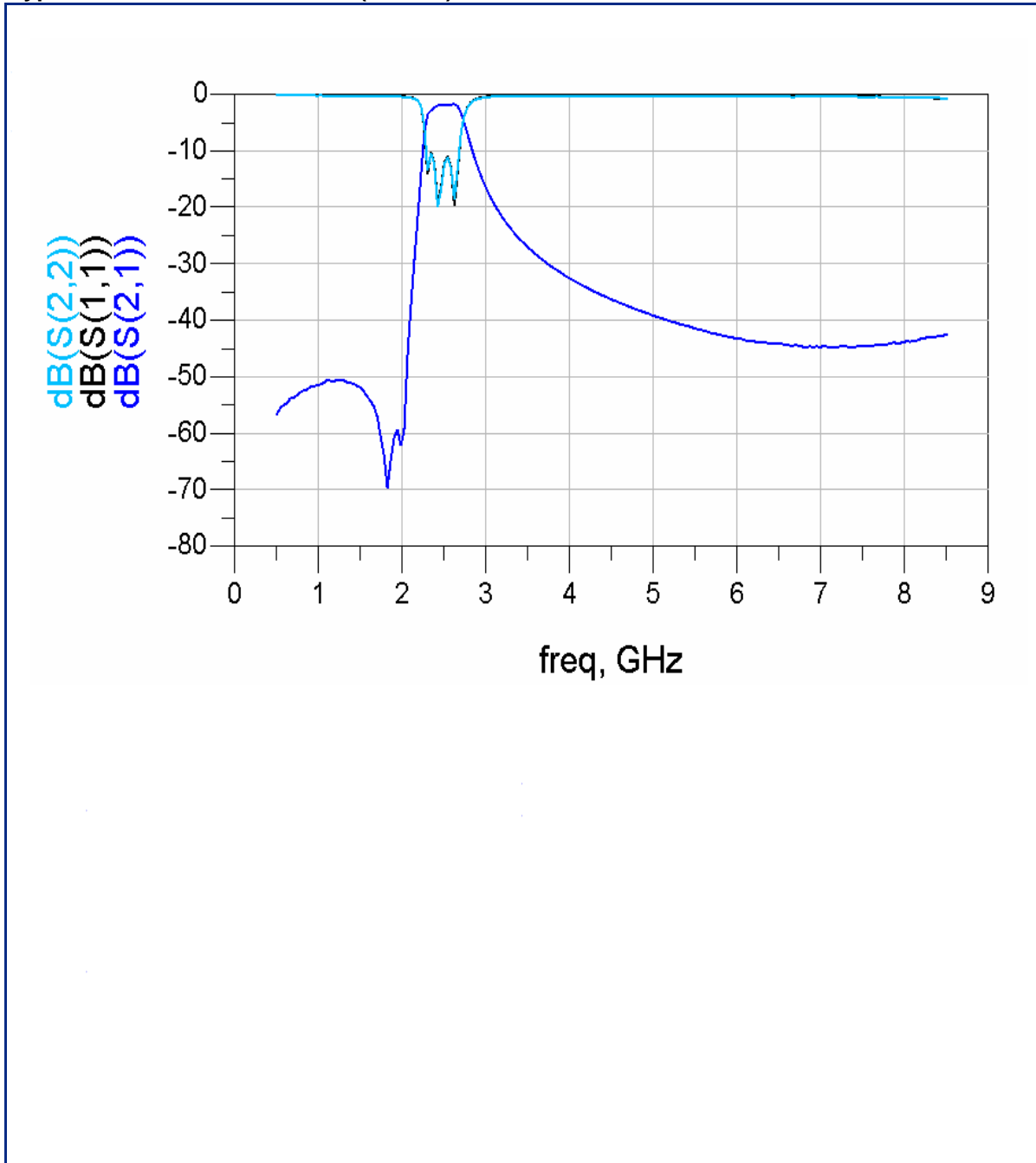
2.45 GHz Band Pass Filter

P/N 2450BP39F100A

Detail Specification: 08/12/08

Page 2 of 2

Typical Electrical Performance (T=25°C)



Johanson Technology, Inc. reserves the right to make design changes without notice.

All sales are subject to Johanson Technology, Inc. terms and conditions.



www.johansontechnology.com

4001 Calle Tecate • Camarillo, CA 93012 • TEL 805.389.1166 FAX 805.389.1821

2007 Johanson Technology, Inc. All Rights Reserved